

PARX^{G2}

Powerfull all-rounder.



IP65
Ingress
Protection
Rating




0-180°
Adjustment
Angle



4000K
Colour
Temperature





PARX G2 comes with an integrated PE Cell

**DID YOU
KNOW?**

STATE-OF-THE-ART TECHNOLOGY

Automate your world with PE Cell

Experience the future of outdoor lighting with our built-in PE Cell. This cutting-edge technology intelligently adapts to changing light conditions, ensuring optimal brightness from dusk to dawn. Engineered to withstand even the harshest weather, our durable fixtures deliver reliable performance year-round. By harnessing the power of daylight, the PE Cell significantly reduces energy consumption without compromising

illumination, making it the eco-friendly choice for streets, parks, and commercial spaces.

PARX^{G2}

Powerfull all-rounder.

The PARX G2 isn't just another floodlight - it's a lighting powerhouse designed to tackle any challenge. This versatile LED fixture boasts high-efficiency LEDs that deliver unmatched brightness, while the array of available optics ensures you get the perfect beam pattern for your specific needs. Whether you need to illuminate expansive industrial facilities, keep your tennis courts lively at night, or bathe your car park in a bright, uniform glow, PARX G2 has you covered.

Built to endure, PARX G2 features robust diecast aluminium construction with an IP65 rating (meaning it's dustproof and water-resistant) and an IK08 rating (signifying its impact resistance). Its high-efficiency LEDs ensure energy savings and reduce CO2 emissions, making it an environmentally friendly choice. PARX G2 comes with a standard 5-year warranty and 10kV Surge Protection, so you can be confident in its quality and reliability.

PARX G2's built-in protractor allows for precise aiming, while toolless entry simplifies maintenance. The floodlight's adaptability extends further with pole mount options and glare shield, offering endless possibilities for lighting applications.



For added control and efficiency, our optional plug-in motion sensor takes outdoor lighting to the next level. Building on the PE Cell's intelligent capabilities, the motion sensor introduces cutomisable light levels, automatically adjusting brightness based on occupancy. This innovative feature not only enhances safety and security but also 'maximises' energy savings by reducing lighting time when areas are unoccupied. Experience the

perfect balance of convenience, energy efficiency, and performance with our advanced lighting solutions.



Microwave Motion Sensor
SKYLUX-G5/EV-MS

A NEW BENCHMARK HAS BEEN SET

PARX^{G2} Specifications

The PARX G2 outdoor LED floodlight represents a significant advancement in outdoor lighting technology, offering a range of benefits that make it a superior choice for many applications.



- ✓

LARGE RANGE OF POWER OPTIONS
- ✓

MODERN, SLIM DESIGN
- ✓

VERSATILE MOUNTING OPTIONS
- ✓

HIGH EFFICACY UP TO 174lm/w
- ✓

IP65 AND IK08 RATINGS
- ✓

INTEGRATED PE Cell
- ✓

ASYMMETRIC & SYMMETRIC LIGHT DISTRIBUTIONS
- ✓

RANGE OF OPTIONAL ACCESSORIES

POWER	LUMENS	EFFICACY	CCT	WEIGHT	SAP CODE	PRODUCT CODE
50 / 75 W	Up to 12,103 lm	Up to 164 lm/W	4000 K	2.6 kg	2002380	PARX75W-AS-4K
100 / 150 W	Up to 24,504 lm	Up to 167 lm/W		4.4 kg	2002381	PARX150W-AS-4K
175 / 200 W	Up to 34,372 lm	Up to 174 lm/W		5.1 kg	2002382	PARX200W-AS-4K
225 / 250 / 275 / 300 W	Up to 49,456 lm	Up to 172 lm/W		6.0 kg	2002383	PARX300W-AS-4K

SPECIFICATIONS		
Body Material:	Diecast Aluminium (ADC12)	Driver: Integral
Diffuser Material:	Polycarbonate	Power Lead: 2m Flex
Body colour:	BLACK (RAL 9005)	Input: 220-240V a.c. 50/60Hz
IK Rating:	IK08	Electrical Classification: Class I
IP Rating:	IP65	Power Factor: > 0.9
Beam Angle:	120° x 60°	Protection: Overload / Short Circuit
CRI:	> 80	Lifespan: >100,000hrs* @Ta50°C (L80)
SDCM:	< 3	Operating Ambient Temperature: -40 to 50°C
		Smart: KASTA Compatible
		Dimming: 0 - 10V Dimmable
APPLICATIONS		
Side of Building		
Carpark		
Area Lighting		
Outdoor Recreation		
General Industrial		
Sports Facility		
Tennis Court		

* PARX300W-AS-4K has a projected lifespan of 96,000hrs


POWER
Switchable
Modes


IP65
Ingress
Protection
Rating


IK08
Impact
Rating


0-180°
Adjustment
Angle


100,000hr*
Projected
Lifespan



5yr
Warranty




PARX^{G2}

High efficacy LED
producing 174 lm/w

Interchangeable
lenses for perfect light
distribution every time



**ILLUMINATE YOUR LIGHTING
REQUIREMENTS WITH EASE AND
STYLE.**



Robust die-cast aluminum body

Built-in protractor
for precision aiming

Motion Sensor
receptacle ready for
plug-n-play motion
control

APPLICATIONS

75 W



150 W



200 W



300 W






PARX^{G2}

OPTIONAL ACCESSORIES



SHIELDS

Description	Product Code
75W Spill Light Shield	PARX75W-SHIELD
150W Spill Light Shield	PARX150W-SHIELD
200W Spill Light Shield	PARX200W-SHIELD
300W Spill Light Shield	PARX300W-SHIELD





SPILL LIGHT SHIELD

The PARX G2 spill light shield enhances lighting control, reducing unwanted light pollution and glare for a more thoughtful outdoor lighting solution.



FRONT INSTALLATION




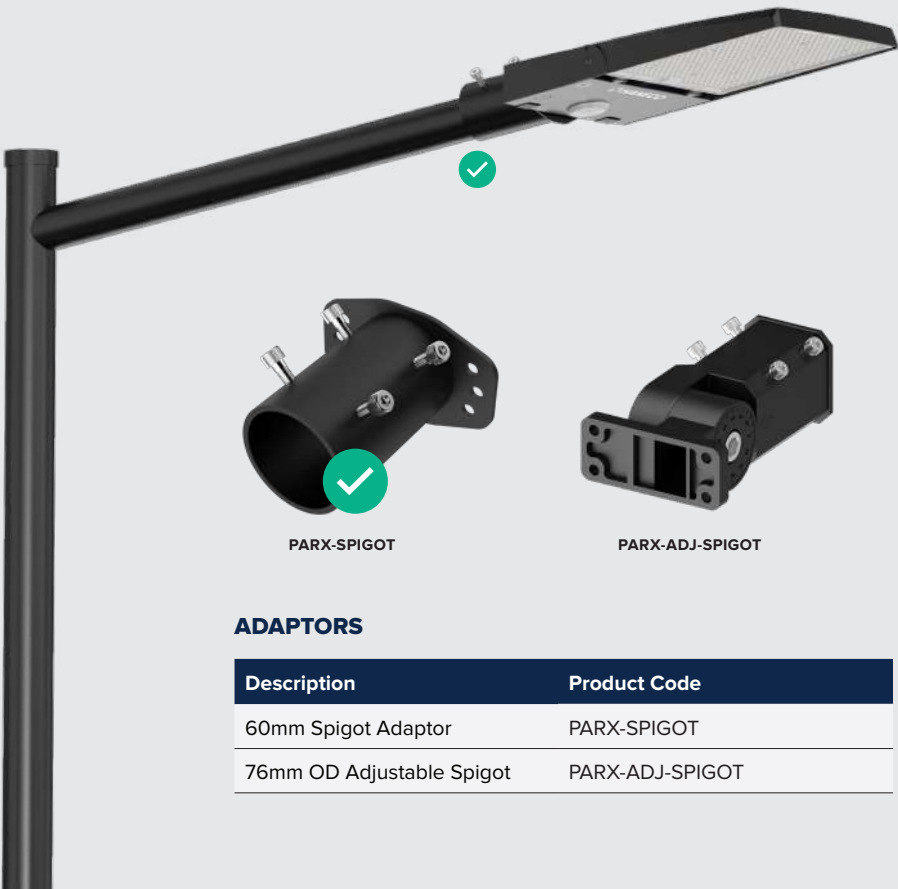
REAR INSTALLATION

PARX^{G2}

OPTIONAL ACCESSORIES



The PARX G2's versatility is expanded with its range of mounting accessories, making it suitable for a diverse range of installations, whether it's a new build or retrofit.



PARX-SPIGOT



PARX-ADJ-SPIGOT

ADAPTORS

Description	Product Code
60mm Spigot Adaptor	PARX-SPIGOT
76mm OD Adjustable Spigot	PARX-ADJ-SPIGOT




PARX-UBKT

U BRACKET

Description	Product Code
Pole U Bracket To Suit PARX HUB	PARX-UBKT



PARX-HUB





PARX-HUB-RND

4-WAY POLE ADAPTOR

Description	Product Code
4-Way 76mm OD Pole Adaptor	PARX-HUB
60mm OD Square Pole Adaptor for Post top mounting	PARX-HUB-RND

*PARX-UBKT to be used when mounting multiple fittings to PARX-HUB.

PARX-ADJ-SQBKT

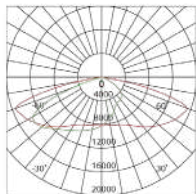


STRAIGHT ADJ BRACKET

Description	Product Code
Adjustable Bracket to suit PARX HUB	PARX-ADJ-SQBKT

PHOTOMETRIC DIAGRAMS

PHOTOMETRIC DIAGRAM



Unit: cd
- C0/180 159.1deg
- C90/270 82.4deg
Photometric diagram shown is for 4000K output.

ASYMMETRIC (TYPE 4) LIGHT DISTRIBUTION: (AS)

designed to enhance lighting control and efficiency. It increases the forward throw and providing better illumination over a longer distance. Expanded side throw ensuring wider coverage and reducing the number of fittings needed. Additionally, it significantly minimises rear spill, preventing unwanted light behind the fixture. With improved overall uniformity, the result is more consistent lighting and fewer fittings needed.

SYMMETRIC LIGHT DISTRIBUTION: (SM)

spreads light equally in all directions. It's perfect for open areas where you need even coverage, like the centre of a large car park or a wide intersection. This type of light ensures that every corner is lit up without any dark spots.

PHOTOMETRIC DIAGRAM



Unit: cd
- C0/180 132.6deg
- C90/270 134.2deg
Photometric diagram shown is for 4000K output.

PHOTOMETRIC DIAGRAM



Unit: cd
- C0/180 160.3deg
- C90/270 60.0deg
Photometric diagram shown is for 4000K output.

TYPE 3 LIGHT DISTRIBUTION: (T3)

provides a wide, more spread-out beam of light making it ideal for illuminating larger areas like roads, parking lots, and general outdoor spaces. This distribution pattern is designed to cast light outward from a side-mounted fixture, ensuring even coverage across the target area. Suitable for car parks, street lighting, pathways and hard stands.

LENS

(SM)



(T3)



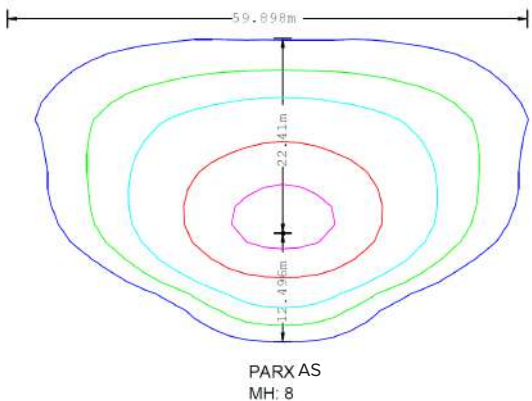
Description	Product Code
75W Symmetric Lens	PARX75W-LENS-SM
150W Symmetric Lens	PARX150W-LENS-SM
200W Symmetric Lens	PARX200W-LENS-SM
300W Symmetric Lens	PARX300W-LENS-SM

Description	Product Code
75W T3 Lens	PARX75W-LENS-T3
150W T3 Lens	PARX150W-LENS-T3
200W T3 Lens	PARX200W-LENS-T3
300W T3 Lens	PARX300W-LENS-T3

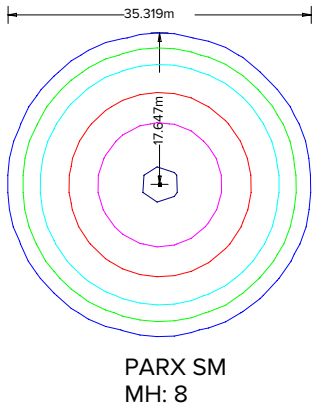
LIGHT DISTRIBUTIONS

Interchangeable lenses ensure optimal light distribution on every occasion.

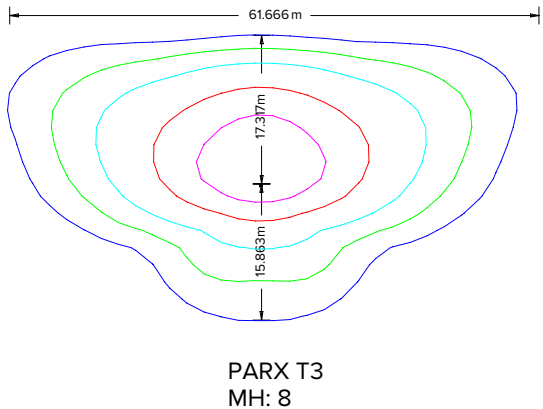
(AS)



(SM)



(T3)



Find out more



 haneco.com.au



PARX^{G2}

Powerfull all-rounder.



IP65
Ingress
Protection
Rating



0-180°
Adjustment
Angle



4000K
Colour
Temperature

